

# LED STRIP CONSTANT CURRENT

Ra90+  
160lm/W  
\* CC

Power: 2-25W

Max-Load: up to 20m

Lumen: up to 4000lm/m

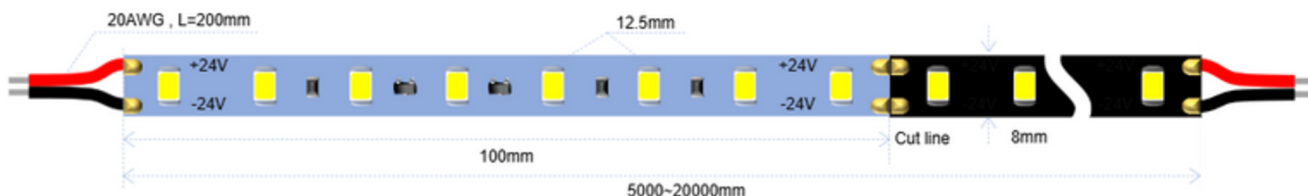
DC24V



## LED STRIP CONSTANT CURRENT-8LED/cut (CC) -80LED/m

※ 1800K, 2100K, 2400K, 5000K available

Item Code	CRI	LED /m	PCB	Cut unit	Input	Power	Max-Load @Single feed	2700K	3000K	4000K	6500K	IP Rate
	Ra≥90	80 LED	8mm	8LED 100mm	DC24V	2.0 W	20 m	290 lm	300 lm	310 lm	310 lm	IP20 ✓
						4.8 W	10 m	720 lm	740 lm	760 lm	760 lm	Spray IP54 ✓ IP65 ✓
						9.6 W	6 m	1440 lm	1480 lm	1530 lm	1530 lm	Nano IP66 ✓ IP67 ✓
						12.0 W	5 m	1860 lm	1920 lm	1920 lm	1920 lm	IP68 ✓




## LED STRIP CONSTANT CURRENT-8LED/cut (CC) -128LED/m

※ 1800K, 2100K, 2400K, 5000K available

Item Code	CRI	LED /m	PCB	Cut unit	Input	Power	Max-Load @Single feed	2700K	3000K	4000K	6500K	IP Rate
	Ra≥90	128 LED	10mm	8LED 62.5mm	DC24V	3.5 W	15 m	505 lm	525 lm	545 lm	545 lm	IP20 ✓
						7.0 W	10 m	1050 lm	1085 lm	1120 lm	1120 lm	Spray IP54 ✓ IP65 ✓
						9.6 W	7 m	1440 lm	1480 lm	1530 lm	1530 lm	Nano IP66 ✓ IP67 ✓
						15.0 W	5 m	2250 lm	2325 lm	2400 lm	2400 lm	IP67 ✓ IP68 ✓

8mm available

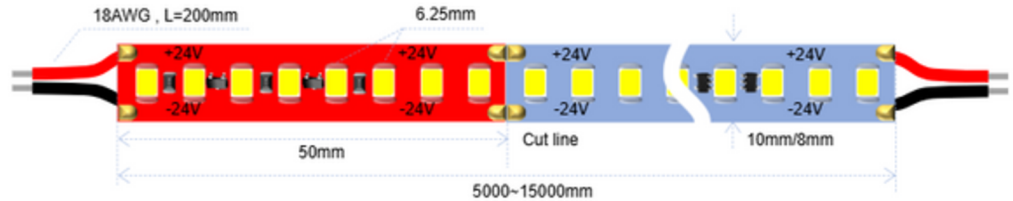


## Parameter

### LED STRIP CONSTANT CURRENT-8LED/cut (CC) -160LED/m

※ 1800K, 2100K, 2400K, 5000K available

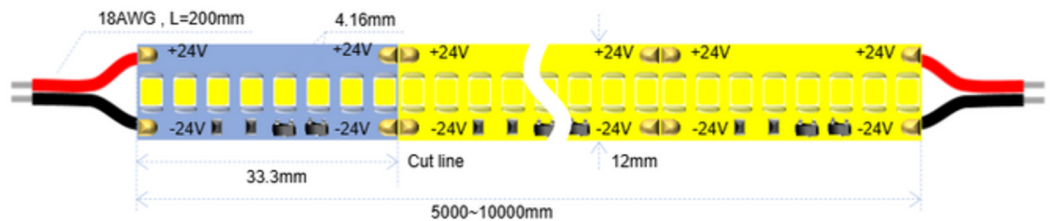
Item Code	CRI	LED /m	PCB	Cut unit	Input	Power	Max-Load @Single feed	2700K	3000K	4000K	6500K	IP Rate
8mm available	Ra≥90	160 LED	10mm	8LED 50mm	DC24V	4.0 W	15 m	580 lm	600 lm	620 lm	620 lm	IP20 ✓
						9.6 W	8 m	1440 lm	1480 lm	1530 lm	1530 lm	Spray IP54 ✓
						14.4 W	6 m	2160 lm	2230 lm	2300 lm	2300 lm	IP65 ✓
						20.0 W	5 m	3000 lm	3100 lm	3200 lm	3200 lm	Nano IP66 ✓ IP67 ✓ IP68 ✓



### LED STRIP CONSTANT CURRENT-8LED/cut (CC) -240LED/m

※ 1800K, 2100K, 2400K, 5000K available

Item Code	CRI	LED /m	PCB	Cut unit	Input	Power	Max-Load @Single feed	2700K	3000K	4000K	6500K	IP Rate
	Ra≥90	240 LED	12mm	8LED 33.3mm	DC24V	10.0 W	10 m	1500 lm	1530 lm	1600 lm	1570 lm	IP20 ✓
						14.4 W	7 m	2160 lm	2230 lm	2300 lm	2270 lm	Spray IP54 ✓
						18.0 W	6 m	2700 lm	2790 lm	2880 lm	2850 lm	IP65 ✓
						25.0 W	5 m	3750 lm	3870 lm	4000 lm	3950 lm	Nano IP66 ✓ IP67 ✓ IP68 ✓



### LED STRIP CONSTANT CURRENT-8LED/cut (CC) -240LED/m

※ 1800K, 2100K, 2400K, 5000K available

Item Code	CRI	LED /m	PCB	Cut unit	Input	Power	Max-Load @Single feed	2700K	3000K	4000K	6500K	IP Rate
	Ra≥90	240 LED	19mm	8LED 33.3mm	DC24V	20 W	7m	3000 lm	3100 lm	3200 lm	3200 lm	IP20 ✓
												Spray IP54 ✓
												IP65 ✓
												Nano IP66 ✓ IP67 ✓ IP68 ✓

