
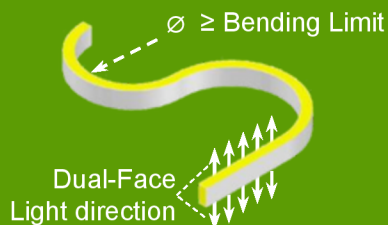


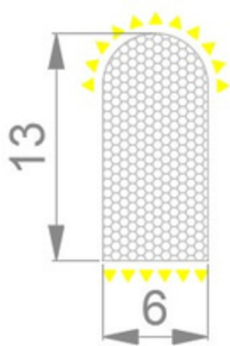
# NEON 0613 DOUBLE FACE

W: 6mm  
x  
H: 13mm

## Horizontal Bending



## Cross Section & Design Example



## Parameters:

Item Code	Input	Power /m	Lumen /m	Front /Dome	Rear /Flat	Max-Load @Single feed	Cut-unit	Bending Limit	Jacket Color
	DC24V	10 W	140 lm	92 lm	48 lm	7 m	Free Cut	Ø ≥ 60mm	Anycolor from Chromaticity Diagram

Remark: We customize any jacket color from Chromaticity Diagram, lumen will change from color to color.

## Features:

- Dual-Face Lit:** ✓ Front & Rear face both emit smooth light, make the sign visible from any direction.
- Flat + Dome:**
  - ✓ Rear: Flat surface, can easily be embedded into PMMA for rear view;
  - ✓ Front: Dome surface, maximizes the view angle.
- Free Cut:** ✓ Can cut freely into Just-The-Right-Length to meet any sign design.
- Extremely Flexible:** ✓ Easy to achieve different shapes and seamless continuous light.
- Customizing Color:** ✓ ANYjacket color from Chromaticity Diagram is available.

