

Model	Item Code	Output Current	Input Current	Input Power	Output Power Range	PF	Efficiency	Output Voltage	No load Voltage
CC53W500-1400 NFC	127351	500-1400mA	≤0.35A	60.56W	1.25-53.20W	≥0.95	89%	2.5-44	59V

* Test result @230V, 50Hz, Full Load

1. Parameters

category	Item	Technical Norm
Features	Output Type	Constant Current
	Current Setting	Near field communication (NFC)
	Output Features	Isolation
	IP Grade	IP20
	Insulation Class	Class II (compatible Class I)
Input	Rated Input Voltage	220-240VAC
	Range of Input Voltage	198-264VAC
	Range of DC Input Voltage	180-280VDC
	Frequency	0/50/60Hz, Range:0/47-63Hz
	Overvoltage protection	2h@380VAC, 48h@320VAC
	Input Current	≤0.35A max
	Input Power	≤60.56W max
	Power Factor	≥0.95 (230VAC, full load)
	THD	≤11% (230VAC, full load)
	No-load Power Consumption	≤0.5W (230VAC, full load)
	Inrush Current	≤10.1A/16us (230VAC, full load)
	Connected quantity of 10A Breaker	19pcs/type A ;30pcs/type B ;49pcs/type C@ 230Vac
	Connected quantity of 13A Breaker	25pcs/type A;40pcs/type B ;64pcs/type C@ 230Vac
Connected quantity of 16A Breaker	30pcs/type A;49pcs/type B ;79pcs/type C@ 230Vac	
Connected quantity of 20A Breaker	38pcs/type A;61pcs/type B ;99pcs/type C@ 230Vac	
Output Voltage	2.5-44VDC@500-1200mA, 2.5-42VDC@1250mA 2.5-40VDC@1300mA, 2.5-39VDC@1350mA, 2.5-38VDC@1400mA	

Output	No Load Voltage (Uout)	59VDC Max.
	Output Current	500-1400mA (by NFC setting ,Factory set current of 500mA)
	Max. Output Power	53.2W
	Efficiency	≥89% (230VAC, full load)
	Output LF current ripple (< 120 Hz)	±3% (Imax-Imin) / (Imax+Imin)
	Current Accuracy	±5%
	Output PstLM (at full load)	≤1
	Output SVM (at full load)	≤0.4
	Starting Time (AC mode)	≤0.5S (230VAC, full load)
Control Method	NFC current setting	The output current can be set within the total value range in 1-mA-steps. Output current is mean value. Setting is by KGP's software APP/APK/PC with FEIG equipment or mobile phone.
Protection	Short Circuit Protection	Auto Recovery
	Overload Protection	Auto Recovery (not be hot swap)
	No-load Protection	Auto Recovery
	Insulation voltage	3000V 5mA 60S between P-S
	Insulation resistance	>100M ohm @ 500VDC
	Leakage current	< 700μA, I/P to O/P @230V input
Environment	Ta/Operation Temperature	-20....+40°C
	Ts/Storage Temperature	-20....+85°C
	Tc/Enclosure Temperature	85°C
	Humidity	10%....90%RH
	Atmosphere	86-108KPa
Construction	Connection Method	Push-in Terminal
	Installation	Built -in / Independent
	PRI Wire preparation	PVC,VDE certificated,0.5-1.5 [□] ,with 8mm tin
	SEC Wire preparation	PVC,VDE certificated,0.5-1.5 [□] ,with 8mm tin
	SEC Wire length	0-0.8±0.05m (The EMC test results were achieved at approximately 0.8 meters (the length required by the standard). If there are any data differences, please test according to the length required by the standard)
	Dimension	97*43*30mm (L*W*H)
Standards	Certification	CE/ENEC/SAA/UKCA/EAC/CB
	Safety Standards	EN61347-1:2015/A1:2021; EN61347-2-13:2014/A1:2017; EN62384:2006/A1:2009; AS 61347.2.13:2018; AS/NZS61347.1:2016; BS EN61347-1:2015/A1:2021; BS EN61347-2-13:2014/A1:2017; IEC 61347-1:2015+A1:2017; IEC 61347-2-13:2014+A1:2016;

	EMC Standards	AS/NZS CISPR 15:2011; AS CISPR 15:2017 ; BS EN IEC 55015:2019+A11:2020; EN 61547:2009; BS EN IEC 61000-3-2:2019; BS EN 61000-3-3:2013+A1:2019;
	Performance	EN 62384
	Surge	L/N-Ground:2kV; L-N:1kV
Others	RoHS	2011/65/EU
	Life Time	50000h Tc=85°C
		75000h Tc=80°C
		100000h Tc=75°C
Warranty	5years , F.R. < 10000ppm	

Remark: 1.All Parameters, if not specified, are measured at 230VAC/50Hz and 25°C ambient temperature.
2.LED Driver is a component of the luminaires, Luminaires and wire layout will affect the EMC, please check the EMC with end products again.

Distance	15m	30m	50m
Cable selection	0.5mm ²	0.75mm ²	1.0mm ²

2. Label

KGP Electronics GmbH
Hueckstraße 19
DE-58511 Lüdenscheid

LED Driver
CC53W500-1400 NFC
127351

Constant Current Type for •tc
operation with LED modules only
PRI:220-240VAC 0/50/60Hz Max. 0.35A
Range of application:180-280VDC
SEC:500-1400mA 2.5-44VDC
U-OUT:59VDC Max. 53.2W
PF>0.95, ta=40°C, tc=85°C

wire preparation 8-9mm
PRI: 0.5-1.5"
SEC: 0.5-1.5"

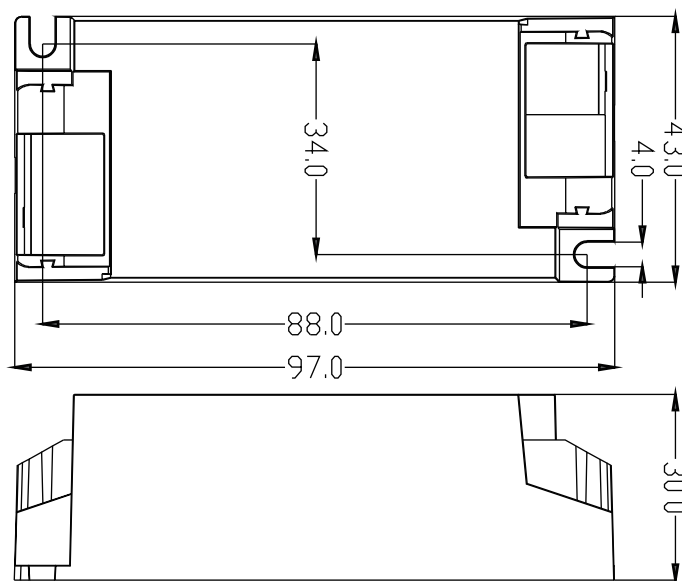
SEC: +
 -

UK CA EAC
CE SELV
NFC

CB EL 110

3. Dimension (Unit: mm)

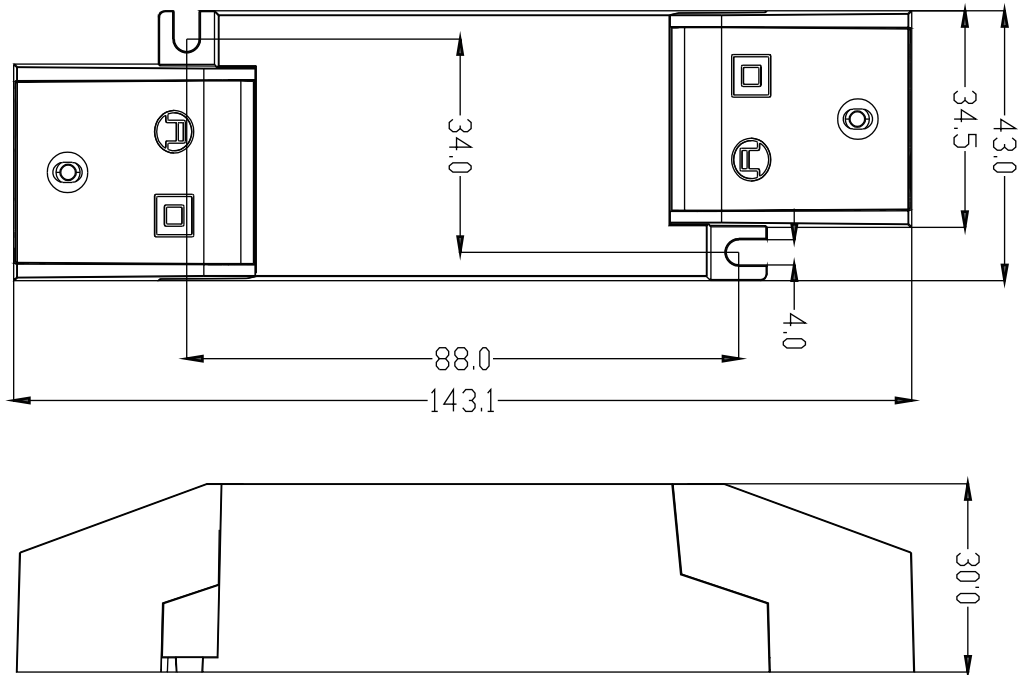
Built in type:



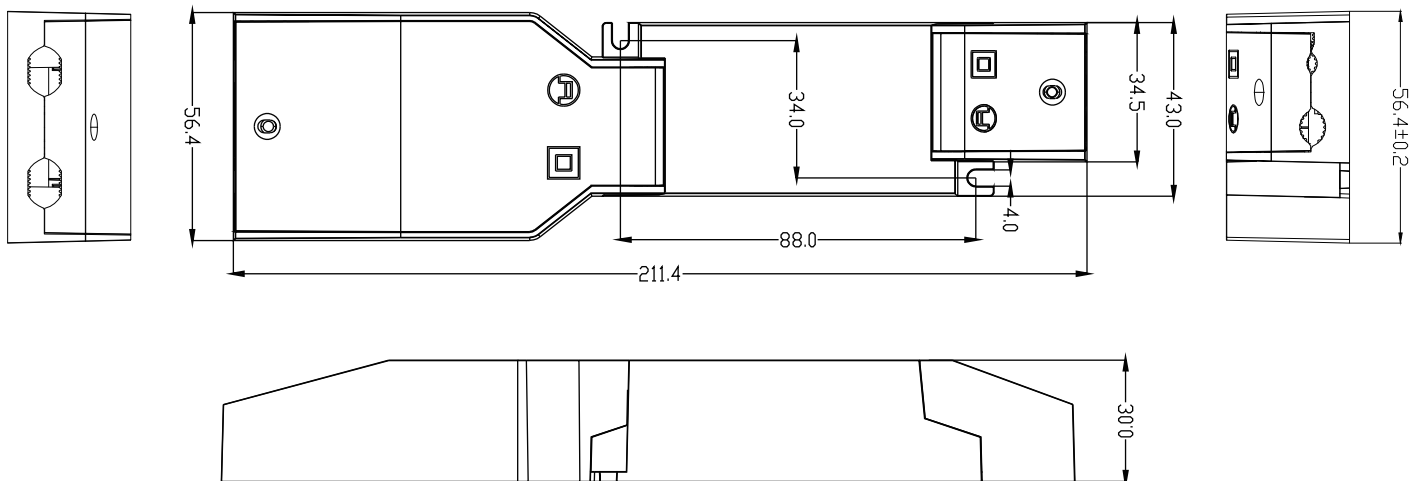
Compatible Small Strain reliefs:SR_CC53-60

Compatible Large Strain reliefs:SR_CC53-60_3POL

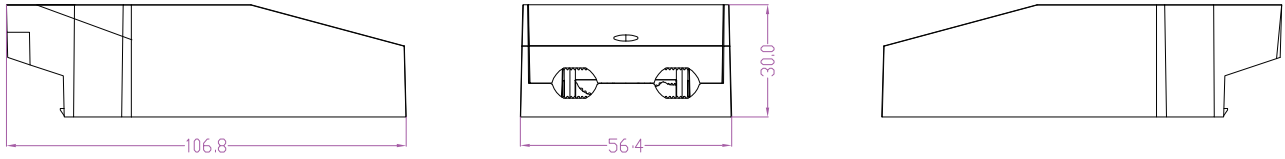
Small Strain reliefs



Large Strain reliefs



Large side cover specifications



Tolerance for dimensions ± 0.1 mm

Mechanical, Operating & Storage Conditions

Driver cross-section dimensions: 55.4-57.4 x 29.0-31.0 mm

Wire size: 0.5 - 2.5 mm²

Ambient temperature range: -25...+45 °C

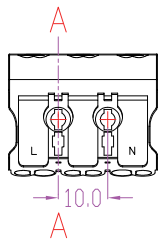
Storage temperature range: -40...+80 °C

Assembly temperature range: +5...+30 °C

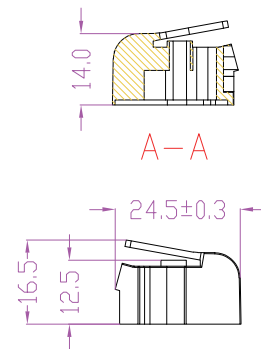
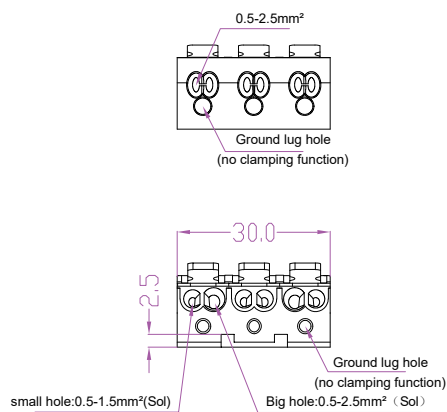
Do not store in wet or humid environment!

* Unless otherwise stated in the driver datasheet (for independent installation).
Note! Tc max temperature of the driver shall not be exceeded.

Terminal

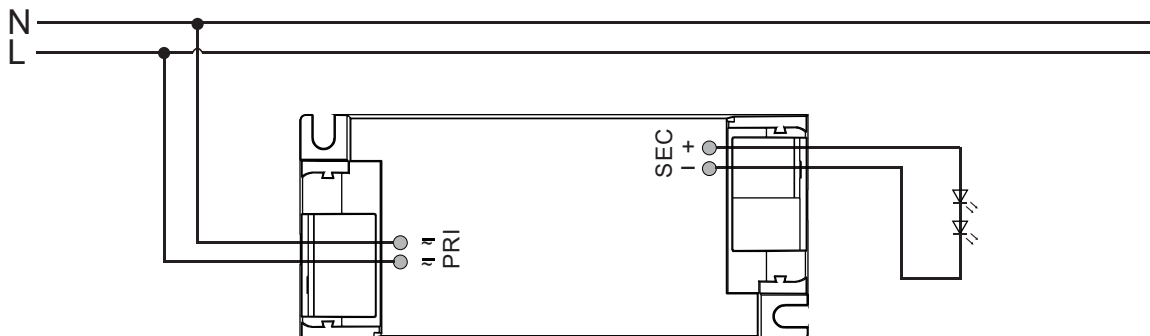


3 - pole connector for CC drivers with LC-SRB-LOOP



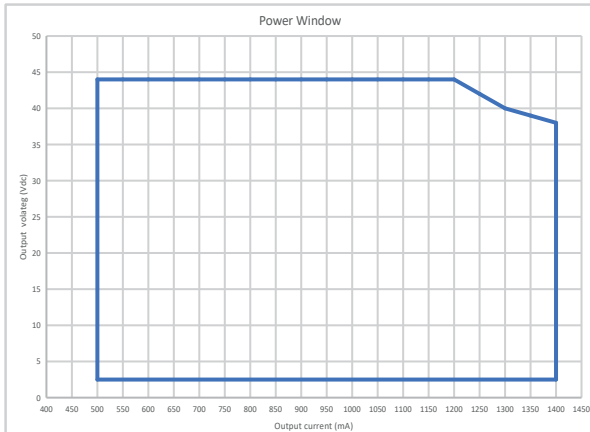
4. Wiring Diagram

220-240 V
0/50/60 Hz

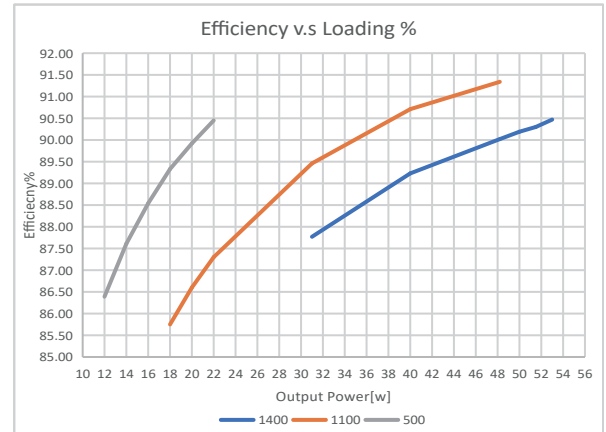


5. Electrical values

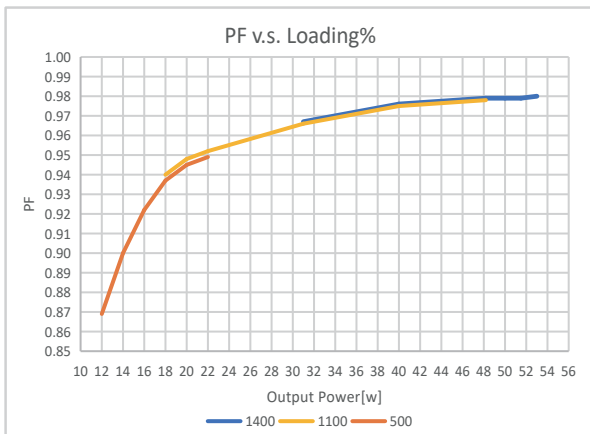
1. Operating power windows



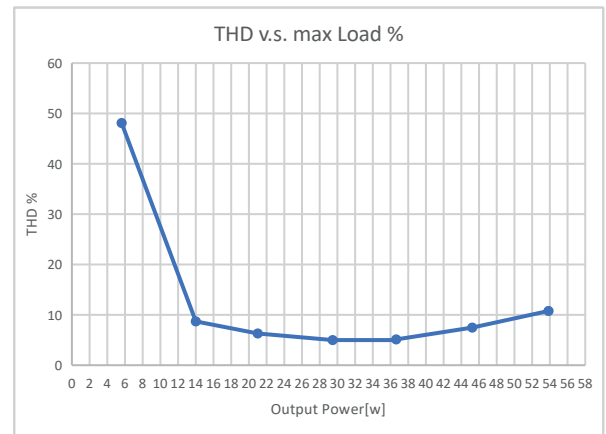
2. Efficiency v.s. Load



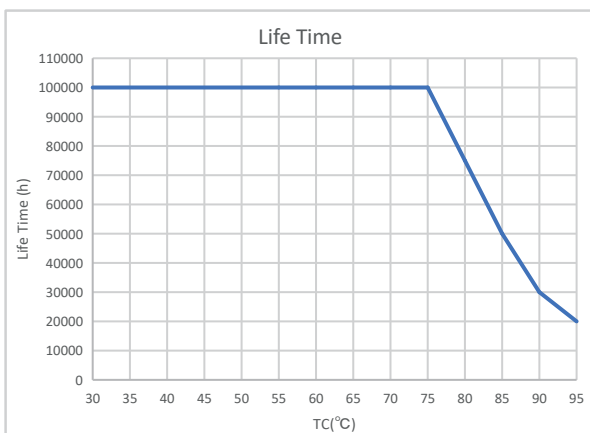
3. PF v.s. Load



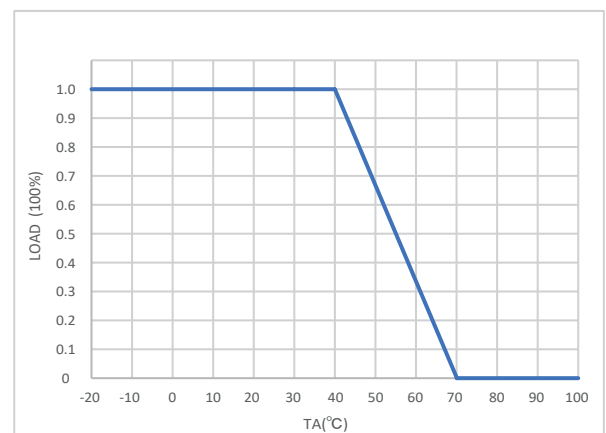
4. THD v.s. Load



5. Life time

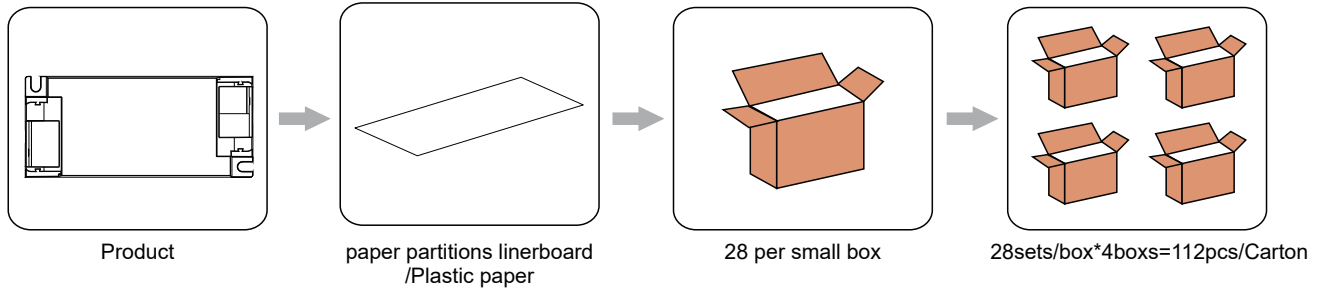


6. Derating



6. Packing information

Built in type



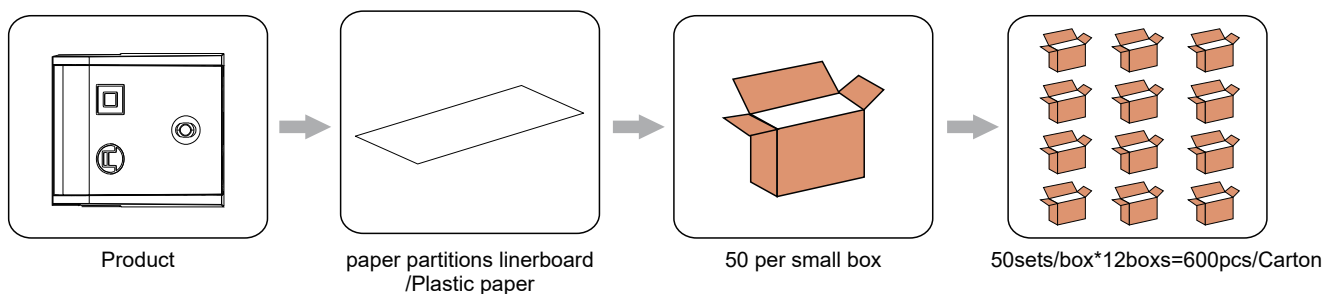
Inner box

Carton L*W*H(mm)	Pcs/Carton	Net weight/ Pcs(kg)	Net weight/ Carton(kg)	Gross weight / Carton(kg)
223*198*102	28	0.151	4.22	4.55

Outer box

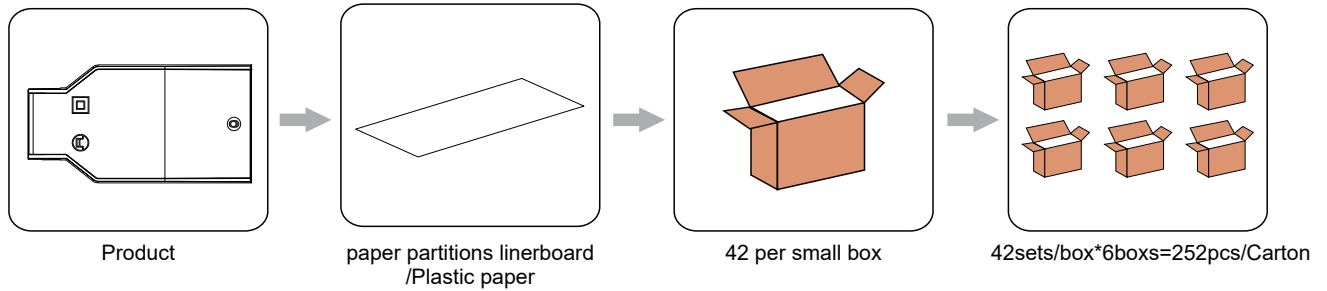
Carton L*W*H(mm)	Pcs/Carton	Net weight/ Pcs(kg)	Net weight/ Carton(kg)	Gross weight / Carton(kg)
410*233*225	112	0.151	16.96	19.36

Small Strain reliefs



Carton L*W*H(mm)	Pcs/Carton	Net weight/ Pcs(kg)	Net weight/ Carton(kg)	Gross weight / Carton(kg)
460*430*170	600	0.012	7.20	8.76

Large Strain reliefs



Carton L*W*H(mm)	Pcs/Carton	Net weight/ Pcs(kg)	Net weight/ Carton(kg)	Gross weight / Carton(kg)
375*315*385	252	0.068	17.13	18.69

7. Ordering Data

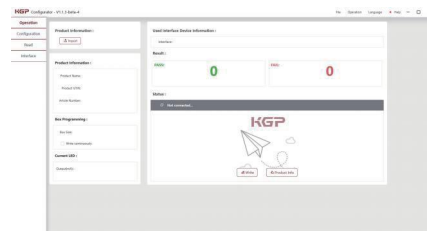
Model No.	Item Code
CC53W500-1400 NFC	127351
SR_CC_44-53-60	148001
SR_CC_44-53-60_3POL	148011







8. NFC current setting:

NFC Reader (optional)

Feature:

Easily on-line read a output current from a driver or write a new current data to a driver throughout KGP NFC reader within few seconds.



Product	Description	Interface	Matching antenna	Zhaga approval	Usage
 ID CPR30+	Desktop programmer	USB	Integrated	Yes	Single Programming on Desktop
 ID ISC.PR101-USB	Handheld programmer	USB	Integrated	Yes	Single Programming by Handheld
 ID ISC.MR102-USB	Middle range programmer, for connecting external antenna	USB	RF-MANT12786 	Yes	Single Programming on Product line
 ID ISC.LR1002-E	Long range programmer, for connecting external antenna	USB,RS232,TCP/IP	ID ISC.ANT310/310 	Yes	Multi Programming System

APP NFC

Feature:

Quickly check output current of a LED driver simply via iPhone smart phone, as well as, correct or setup a new current data immediately with no extra equipment at any job site.

iPhone

ICON



Main



Download method

1.Scan the QR code to download



2.On your iPhone, search for KGP NFC in APP Store to download it



iPhone smartphones with NFC can be downloaded and used directly

Android

ICON



Main




Download method

1.Scan the QR code to download



Android smartphones with NFC can be downloaded and used directly

An iPhone/Android smartphone without NFC requires the following devices to use it

Product	Description	Interface	Matching antenna	Zhaga approval	Usage
 ID ECCO Smart HF-BLE	Handheld wireless programmer	USB,Bluetooth LE V4.2 & V5.0	Integrated	Yes	Handheld programming, installation and maintenance work

9. REVISION HISTORY

Date	Revision	Remark
2023.11.01	V0.01	Modify fonts, add NFC content, update images, Packing information
2024.04.15	V0.02	Label, Packing information, Electrical values, Dimension, update images
2024.09.15	V0.03	Label, Packing information, Parameters, Dimension, update images
2024.12.02	V0.04	Label, Parameters, Electrical values, update images
2025.01.20	V0.05	Label, NFC current setting, update images
2025.02.10	V0.06	Packing information
2025.08.05	V0.07	Parameters (SEC Wire length) ,Ordering Data